

beatXP



ECHO
XPODS

USER MANUAL

beatXP Echo

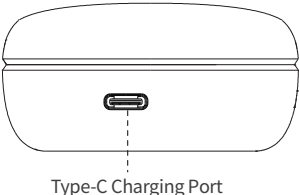
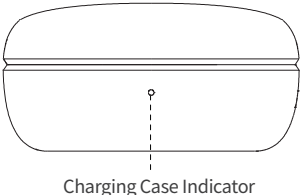
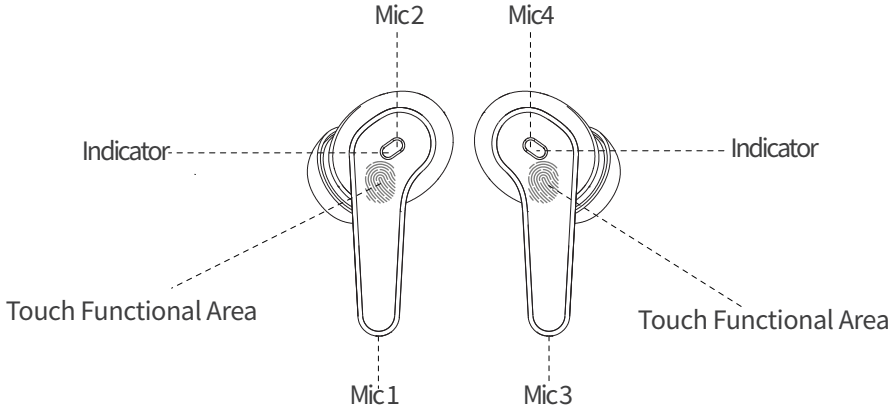
Wireless Earphones



Please read the manual carefully before using the product and keep it safe for future references.

Know Your Device

Thank you for purchasing **Echo XPods**. This user manual will assist you about how to make the best use of your **XPods**.



What's in the Box

- 1 X Charging Case
- 1 X Type-C Cable
- 2 X Bluetooth Earbuds
- 2 X Extra Eartips (2 Pairs)
- 1 X User Manual Card
- 1 X Product Catalogue
- 1 X Sticker
- 1 X Offer Card
- 1 X Warranty Card

Instructions

How To Connect?

1. Take your earbuds out of the case to power them ON.
2. Turn ON the Bluetooth on your mobile phone and search for active devices.
3. Select **beatXP Echo XPods**. Now your earbuds are connected to your phone and are ready to use.



Usage Guidelines

1. The earbuds need to be fully charged prior to first-time use. If you're not using the product for a long time, make sure you charge it every 30 days to keep the product active.
2. Use the earbuds at a comfortable hearing volume. This prevents any hearing damage. When you first use this product, keep the volume low. Put the earbuds on and gradually increase the volume.
3. Avoid using the earbuds while driving.
4. For safety purposes, avoid using the earbuds in environments where you need to be aware about the surrounding noise.
5. This product is assembled using small parts, hence keep it out of the reach of children.
6. This product is assembled using magnetic components. Please consult your doctor if you feel it's affecting any implantable medical equipment.
7. If the product seems to not be working, please contact customer support. Don't try to fix it yourself.
8. It is recommended to dispose the water-batteries properly by abiding to local regulations.
9. Any repair or maintenance should be done by authorized personnel to avoid the warranty being void.
10. It is not advised to use high voltage smartphone chargers. However, chargers with a capacity of 5V-10V can be used to charge XPods.

Charging Earbuds

Charging: When put into the charging case, the white LED of earphones are turned ON, indicating that the earbuds are charging.

Fully Charged: When the earbuds are fully charged, the LED of earbuds will turn OFF.



Charging the Case

Charging: Plug-in the TYPE-C charging cable to charge the case. The red LED of the charging case will start flashing, indicating that the case is charging.

Fully Charged: When fully charged, the red LED of the charging case will stop flashing.

Earbuds

Red LED ON	 Charging
Red LED OFF	 Fully Charged
Red LED Flasing	 Low Battery

Charging Case

Red LED ON	 Charging
Red LED OFF	 Fully Charged
White LED Flasing	 Low Battery

Product Specifications

Model	Echo Xpods
Bluetooth Version	5.3
Mic	Quad Mic
Frequency Response Range	20Hz-20KHz
Charging Port	Type-C
Charging Time	≈1Hrs for Earphones; 1.5-2Hrs for Charging Case
Playtime	70Hrs
Battery Capacity	Earphones: 40mAh; Charging Case: 500mAh
IPXX Water & Dust Resistance	IPX5
Drivers	11mm

Touch Controls



Music



One Tap : Play/Pause



Double Tap : Next Track



Triple Tap : Previous Track

Calling



One Tap : Answer Call



Double Tap : End / Reject Call

AI Voice Assistant



Press and Hold for 2s

Reset



Five Times Tap
(Both Earbuds)

Mode Change



Four Times Tap

Buds ON/OFF

Automatically **ON** when removed from the case,
OFF when the buds are put into the case.



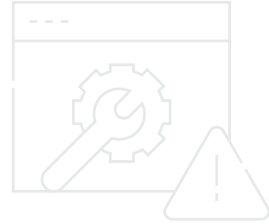
Troubleshooting

1. Unable to Power ON

Try charging the earbuds for 30 min and try again.

2. Unable to Pair

Go to the **Bluetooth Settings** on your mobile phone, click on **Forget Device** for **beatXP Echo XPods** and put the case on charge. After 30-45 minutes, try again.



3. Unable to Connect to Mobile

Place earbuds into the charging case. Turn OFF **Bluetooth** on mobile and Turn ON again. Take earbuds out of the case and try again.

4. Unable to Charge

Ensure the earbuds are properly placed in the charging case. If not, gently press them in and clean the charging pin point.

5. Only one earbud working/Either of the one not working simultaneously

Go to your mobile phone's **Bluetooth Menu** and click on **Forget Device** or **Disconnect** your earphones and put them back into the charging case. Then take the earbuds out of the case and try again.